

Watford & West Herts Caledonian Ball 2018 - 17 March 2018



This Crib by Stuart Kreloff is available at <http://my.strathspey.org/dd/list/12374/>

Watford and West Herts Scottish Society Caledonian Ball

Date: Saturday, 17 March 2018 _ Time: 7.30 pm - 11.30 pm

Venue: Allum Hall, Allum Lane, Elstree, WD6 3PJ

Band: Strathallan - <http://www.strathallanband.co.uk>

*** We respectfully request that pre-booking of dances is avoided to assist in the social pleasure for everyone ***

Website: <http://www.WatfordScottish.org.uk>

Facebook: <https://www.facebook.com/WatfordScottish>

Ball practice Sunday 04 March 2018, 2-5 pm, Recital Hall Nascot Wood Junior School, Nascot Wood Road Watford WD17 4YS - Please contact us if you wish to attend

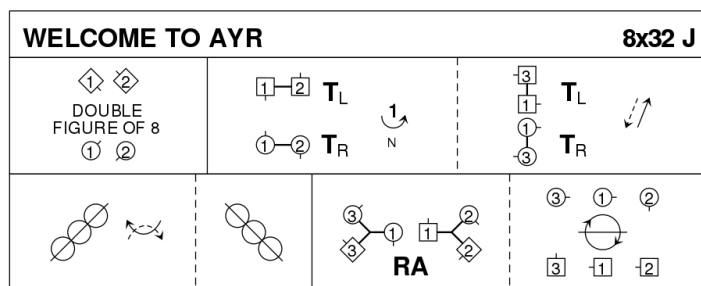
Revised: 20171202v1

Green = 'Easy' / Amber = 'Worth a Try' / Red = 'Get Help from Friends!'

1 WELCOME TO AYR J32 · 3/4L

Jill Hendricksen/Kathy Stewart: RSCDS XLVII 8 · Crib: Eric's E-cribs · Diagram: Keith Rose's Diagrams

- 1- 1c+2c DbIFig8, 1c crossing down to start, at end 2c face out
- 9- 1c+2c turn EH 1¼ on side (2c to 1pl) and 1c face down NHJ ; 1c dance down and turn 3c EH, 3c finish in 3pl and 1c facing 1cnr
- 17- 1c+1cnrs ½ diag. Reel4 and pass Rsh ; repeat with 2cnrs, 1c finish on midline Lsh to Lsh facing own side
- 25- 3c+1M & 1W+2c RHA (3x,1x,2x) ; All chase clw ½ round (2,1,3)



Jill Hendricksen & Kathy Stewart, RSCDS Book 47.8

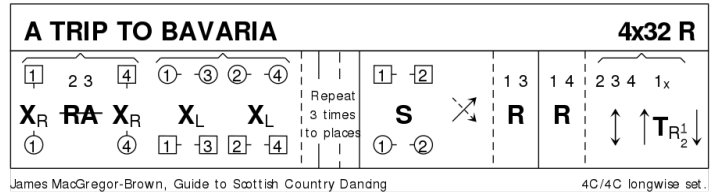
3C/4C longwise set.

green Video: <https://youtu.be/moiOb3sV-1c>

2 A TRIP TO BAVARIA R32 · 4/4L

James MacGregor-Brown: *Collins Pocket Reference: Scottish Country Dancing · Crib: Eric's E-cribs · Diagram: Keith Rose's Diagrams*

- 1-16 1c+4c cross RH, **while** 2c+3c ½RHA | middle and end Cs change place LH on sides ; repeat 3 times, finish (1,2,3,4) 1c facing down, 2c up
- 17- 1c set to 2c | cross down to face 3c (2c dance up) ; 1c+3c repeat
- 25- 1c+4c repeat ; All A&R, 1c changing sides RH on [30] (2,3,4,1)



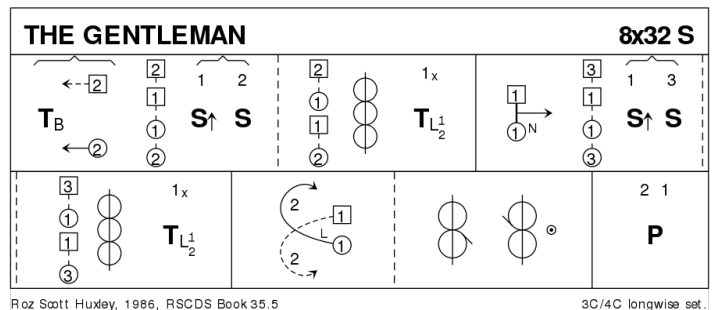
Note: on [30] the original says »RH«, but »BH« is widely used.

amber Video: <https://youtu.be/3bXI78THD3I>

3 THE GENTLEMAN S32 · 3/4L

Roz Scott Huxley: *RSCDS XXXV 5 · Crib: Eric's E-cribs · Diagram: Keith Rose's Diagrams*

- 1- 2c step up as 1c turn BH to face P between them in line4 across | 1c+2c set, 1c advancing and passing on the second step ; ½Reel4, at end 1c pass LH to face down NHJ
- 9- 1c dance down to face P between 3c, repeat set and ½Reel4 with 3c, finish between 3c on own side LHJ
- 17- 1c lead to top, cross and cast to 2plx ; ½Reels3 across, Rsh to 4cnr (W up, M dn) (to 2,1,3)
- 25- 2c+1c Poussette.

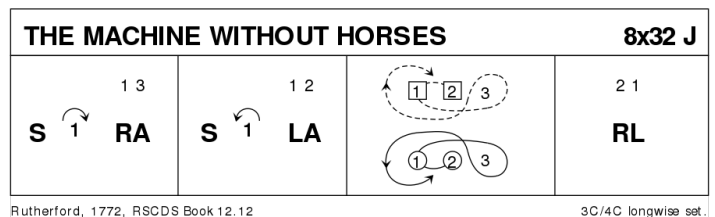


amber Video: <https://youtu.be/Yfog5CEj-ac?t=208> Video: <https://youtu.be/5fYlmcv7MhY>

4 THE MACHINE WITHOUT HORSES J32 · 3/4L

Rutherford: *RSCDS XII 12 · Crib: Eric's E-cribs · Diagram: Keith Rose's Diagrams*

- 1- 1c set | cast off (2c up) ; 1c+3c RHA
- 9- 1c set | cast up (2c down) ; 1c+2c LHA
- 17- 1c followed by 2c dance between 3c, cast up round them, dance up, 1c cast off to 2pl, **while** 2c dance into 1pl (no loops)
- 25- 2c+1c R&L

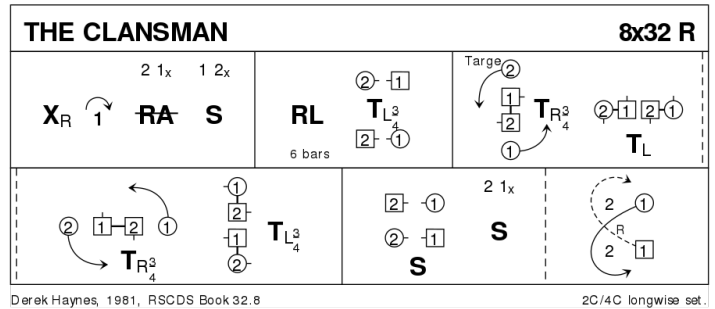


green Video: <https://youtu.be/6TyG6-UXTu4> Video: <https://youtu.be/tQeYdTDjd2g>

5 THE CLANSMAN R32 · 2/4L

Derek Haynes: RSCDS XXXII 8 · Crib: Eric's E-cribs · Diagram: Keith Rose's Diagrams

- 1- 1c cross RH | cast off (2c up) ; 2c+1c ½ RHA | set to P (1,2x)
- 9- 1c+2c R&L, finish with ¾ LH turn into line across, the W in the centre:
- 17- The Targe (1W+2W turn ¾ RH **while** {2} 1M+2M chase ¼ round cclw | 1M+2W & 1W+2M Turn LH ; repeat) finishing on sides (2,1x)
- 25- 2c facing 1c set | all set to P ; 1c lead up, cross and cast to 2pl (2,1)

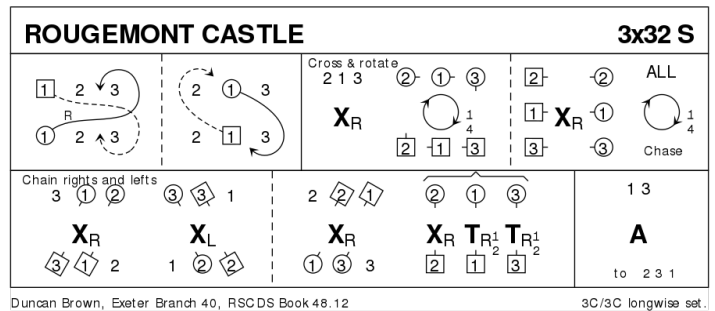


red Video: https://youtu.be/S6rfj_QvK28

6 ROUGEMONT CASTLE S32 · 3/3L

Duncan Brown: RSCDS XLVIII 12 · Crib: Eric's E-cribs · Diagram: Keith Rose's Diagrams

- 1- 1c cross between 3c and cast up (2c up) ; ½ Fig8 L (W up, M down) (2,1,3)
- 9- All cross RH | chase clw ¼ to lines across ; All cross up/dn RH | chase clw ¼ (3x,1x,2x)
- 17- Chain R&L (mid dancers change place RH with cnrs diagonally R | new mid dancers repeat LH with cnrs to L ; repeat to the R (2x,1x,3x) | 2c Cross RH **while**{2} 1c+3c turn RH ½ into
- 25- 1c+3c Allemande (2,3,1)

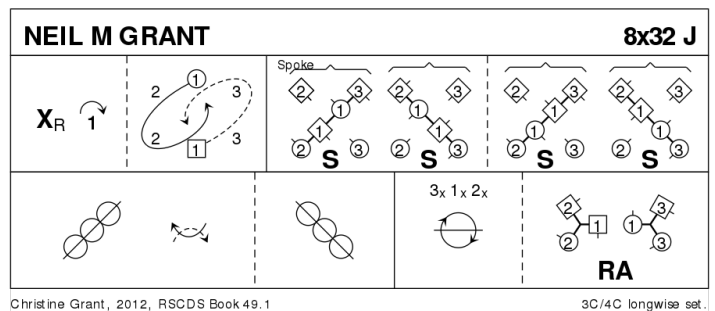


amber Video: <https://youtu.be/A2tnfX8k2MQ?t=2211>

7 NEIL M GRANT J32 · 3/4L

Christine Grant: RSCDS XLIX 1 · Crib: Eric's E-cribs · Diagram: Keith Rose's Diagrams

- 1-- 1c cross RH | cast off (2c up) ; ½ Fig8 R (round 3cnr) to join with P LH and 1cnrs RH
- 9-- The Spoke: BiL{1}, advance LHJ cclw to next cnr {1} | repeat 3 times, finish facing 1cnr
- 17-- 1c+1cnrs ½ diag Reel4, pass Rsh ; 1c+2cnrs ½ Diag Reel4 (3x,1x,2x)
- 25-- all chase clw half round ; teapots R (2,1,3)

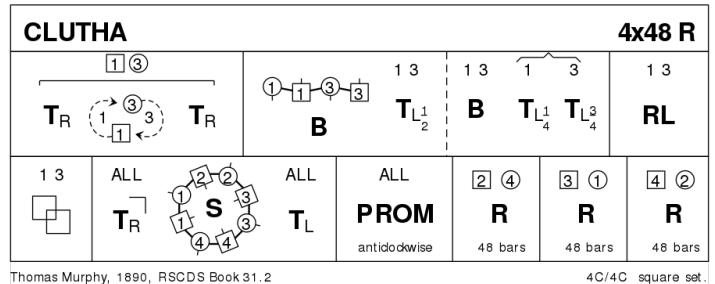


amber Video: https://youtu.be/Tzo5VI_8_wk

8 CLUTHA R48 · 4S

RSCDS XXXI 2 · Crib: Eric's E-cribs · Diagram: Keith Rose's Diagrams

- 1- 1W+3M turn RH | dance Rsh round P {4} | turn RH again, finishing RHJ and LHJ with P for
- 9- 1c+3c BiL | turn P ½ LH ; BiL | turn P LH to original places (¼ or ¾ turn)
- 17- 1c+3c R&L
- 25- 1c+3c L-Chain (M no polite turn at the end)
- 33- All turn corner RH | give P LH to form circle (M face out) and set ; turn P LH into promhold facing cclw
- 41- All dance cclw to original positions



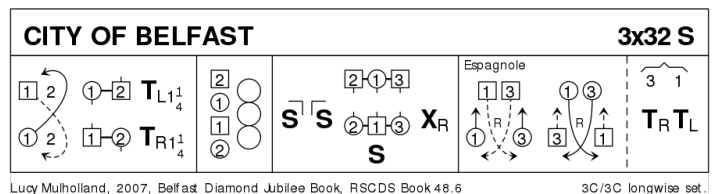
repeat 3 times with 2W, 3W and 4W leading in turn

green Video: <https://youtu.be/9Zrqqkdcslbo>

9 CITY OF BELFAST S32 · 3/3L

Lucy Mulholland: RSCDS XLVIII 6 · Crib: Eric's E-cribs · Diagram: Keith Rose's Diagrams

- 1- 1c ½ Fig8 round 2c ; 1c turn 2c EH 1¼ into line across, 1c in the middle
- 9- 1c+2c Reel4, finish 2c in 1pl and 1c (last pass is Lsh) facing 1cnr
- 17- 1c set to 1cnr | set to 2cnr, dancing R into sideline (2,1x,3) ; All set | 1c cross RH
- 25- 1c+3c Espagnole (2,3,1)



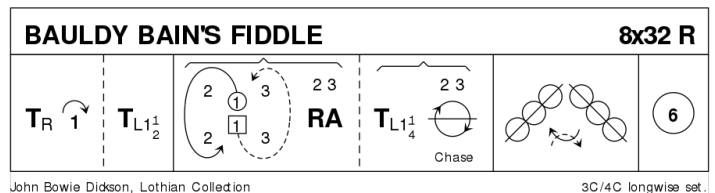
Espagnole: both W lead RHJ to M side, cross and cast back to exchanged places while Men cross to W side, lead RHJ back to M side crossing to exchanged places ; all turn P EH (2,1)

amber Video: <https://youtu.be/dfpPDV8WhRA>

10 BAULDY BAIN'S FIDDLE R32 · 3/4L

John Bowie Dickson: Lothian Collection · Crib: Eric's E-cribs · Diagram: Keith Rose's Diagrams

- 1- 1c turn RH | cast (2c up) ; turn LH 1½ and face out (2,1x,3)
- 9- 1c dance cclw half round the set **while** 2c+3c RHA (2,1,3) ; 1c turn LH 1¼ to face 1cnr **while** cnrs chase ½ clw (3x, 1 in middle, 2x)
- 17- 1c ½ Reel4 with 1cnrs pass Rsh ; ½ Reel4 with 2cnrs (2,1,3)
- 25- Circle6 and back



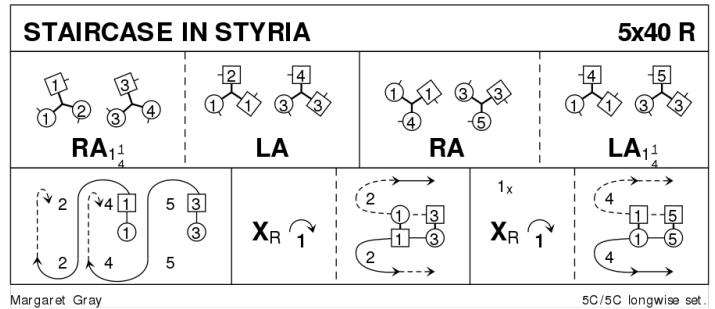
red Video: <https://youtu.be/QFlpdgGycOQ>

PROGRAMME ITEM – Interval - Caledonian Ball

11 STAIRCASE IN STYRIA R40 · 5/5L

Margaret Gray: CD booklet of *The Sunday Class Dance Book 2* · Crib: *Eric's E-cribs* · Diagram: *Keith Rose's Diagrams*

- 1- 1c+2M & 3c+4M RHA 1¼, 1c & 3c finishing in middle facing down, other cpls in own place ; 1c+2W & 3c+4W LHA, finish facing down
- 9- 1c+4M & 3c+5M RHA same way ; 1c+4W & 3c+5W LHA, 1W & 3W face out on own side with P behind
- 17- 1c & 3c (W leading) cast up 1 place, cross, cast up on M side to original places the W looping R
- 25- 1c cross | cast 1 (2c up) ; 1c followed by 3c dance up & cast to (2,3,1x,4,5)
- 33- 1c cross | cast 1 (4c up) ; 1c followed by 5c dance up & cast to (2,3,4,5,1)

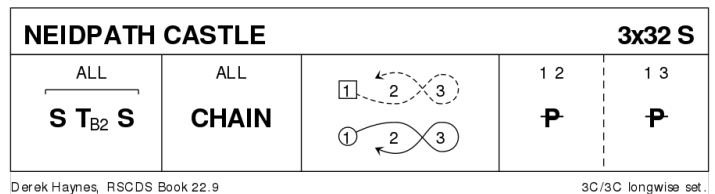


green Video: <https://youtu.be/QwLwPVyfClc>

12 NEIDPATH CASTLE S32 · 3/3L

Derek Haynes: *RSCDS XXII 9* · Crib: *Eric's E-cribs* · Diagram: *Keith Rose's Diagrams*

- 1- All set | all turn BH twice | all set
- 9- G-Chain (1c cross to start)
- 17- 1c Fig8 on own side round 2c+3c, starting inwards. On [24] 1c+2c dance in for
- 25- 1c+2c ½ Pousette, on [28] 1c continue slow turn and 3c dance in ; 1c+3c ½ Pousette (2,3,1)

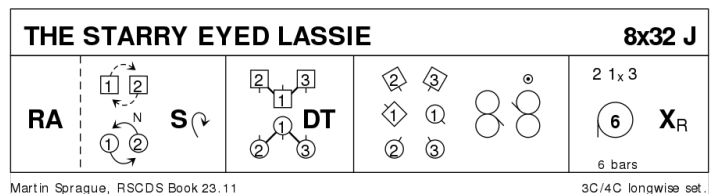


green Video: https://youtu.be/Fkn_3sfG1YU

13 THE STARRY EYED LASSIE J32 · 3/4L

Martin Sprague: *RSCDS XXIII 11* · Crib: *Eric's E-cribs* · Diagram: *Keith Rose's Diagrams*

- 1- 1c+2c RHA ; 1c cast off while{2} 2c dance to top | 1c set advancing swiveling R to finish BtoB facing own sides for
- 9- DTr, finish with a petronella to between end couples facing 4cnr
- 17- Rsh Reels3 across (to 2,1x,3)
- 25- 2c+1c+3c circle6 L {6} | 1c cross RH

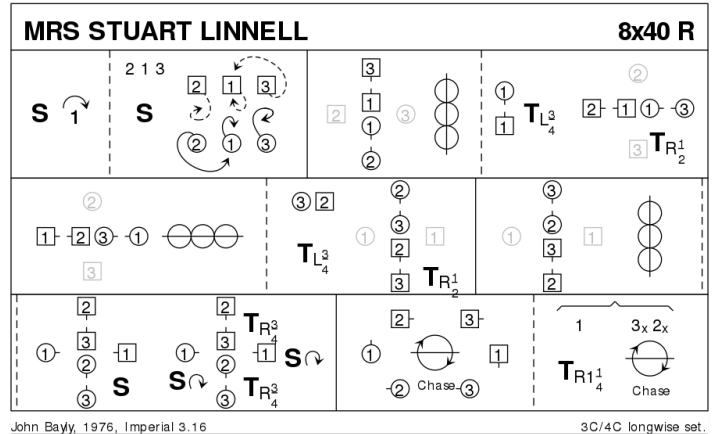


amber Video: <https://youtu.be/t2JaGdNB-o4>

14 MRS STUART LINNELL R40 · 3/4L

John Bayly: *Imperial Book of Scottish Country Dances - Volumes 1-3* · Crib: *Eric's E-cribs* · Diagram: *Keith Rose's Diagrams*

- 1- 1c set | cast (2c up) ; all set | 1c petronella to centre, facing out BtoB **while{2}** 2M+3W cast (Lsh back) to face them in line across **while{2}** 2W+3M petronella (2W up, 3M down) to midline facing each other
- 9- 2M+1c+3W ½Reel4 across ; after passing Lsh 1c turn LH ¾ | 2W+1W & 1M+3M turn RH ½ and face that person
- 17- 1W+2W+3M+1M ½Reel4 on midline ; after passing Lsh 3M+2W turn LH ¾ | 2W+3W & 2M+3M turn RH ½ and face that person
- 25- 2W+3W+2M+3M ½Reel4 across ; All set | 1c set, turning R about **while{2}** 2W+3W & 2M+3M turn RH ¾, all face clw round the set
- 33- All ½ chase clw ; 2c+3c continue chase **while{4}** 1c turn RH to (2,1,3)



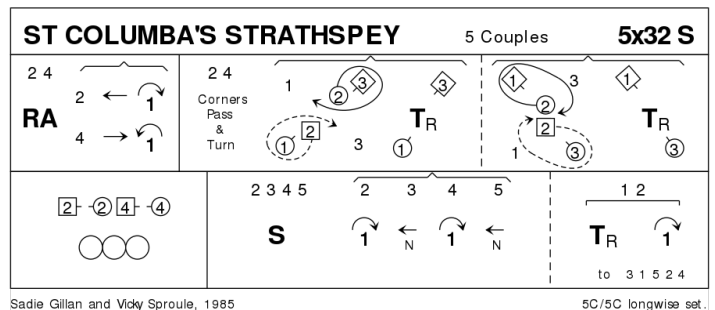
(Hint: In all ½ turns and ½Reels face dancer of own sex).

red Video: <https://youtu.be/T1F8V7ZyF5c?t=486>

15 SAINT COLUMBA'S STRATHSPEY S32 · 5/5L

Vicky Sproule & Sadie L. Gillan: *Saint Columba's Strathspey (Leaflet)* · Crib: *Eric's E-cribs* · Diagram: *Keith Rose's Diagrams*

- 1- 2c+4c RHA ; lead out between end couples and cast back to face 1cnrs
- 9- 2c+4c cnrs pass and turn (change places Rsh with 1cnrs, who turn RH, change back, pass P Lsh and repeat with 2cnrs), finish with wide curve to midline facing P with M below W
- 17- Reel4 on the centre line, to own places
- 25- 2c+3c+4c+5c set | 2c+4c cast off one **while{2}** 3c+5c dance up one (touch NH) ; 1c+2c turn RH and cast off one (3c+5c up). (to 3,1,5,2,4)



Note: In »corners pass and turn«, 1c normally pass Rsh on [4]; for this dance the instructions explicitly specify Lsh

amber Video: <https://youtu.be/kw5uzcc6io4>

16 A CAPITAL JIG J32 · 3/4L

Tine E MacKay: Magazine Dances 2005-2009 · Crib: Eric's E-cribs · Diagram: Keith Rose's Diagrams

- 1- 1c+2c Set&Rotate, finish 1c facing 2c (2,1,3)
- 9- Rsh Reels3 on the sides
- 17- 1c set | turn $\frac{3}{4}$ RH ; 2c+1W & 1M+3c LHA (to 2,1x,3)
- 25- 1c set | turn $\frac{3}{4}$ RH ; 2c+1M & 1W+3c LHA (2,1,3)

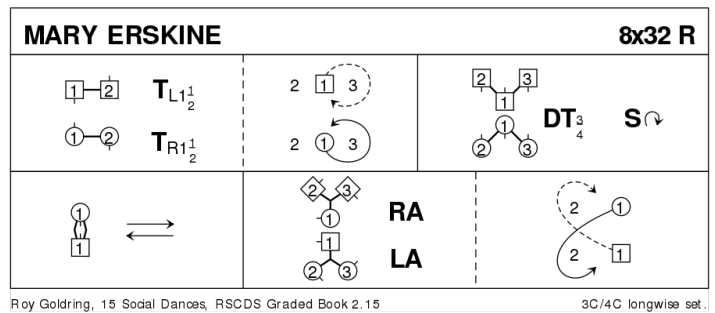


amber Video: <https://youtu.be/sWIHdHrVREM?t=350>

17 MARY ERSKINE R32 · 3/4L

Roy Goldring: A Second Book of Graded Scottish Country Dances · Crib: Eric's E-cribs · Diagram: Keith Rose's Diagrams

- 1- 1c (start inwards)+2c mirror turn on sides $1\frac{1}{2}$; 1c cast behind 3c | dance up to 2pl BtoB facing own side for
- 9- DTr, but on [15-16], 1c (on opposite side) set turning right about to face P
- 17- 1c BHJ, slip down the middle & up to 2pl in the centre, facing up
- 25- 1W+2M+3M LHA **while** 1M+2W+3W RHA ; 1c $\frac{1}{2}$ Fig8 up round 2c (to 2,1,3)

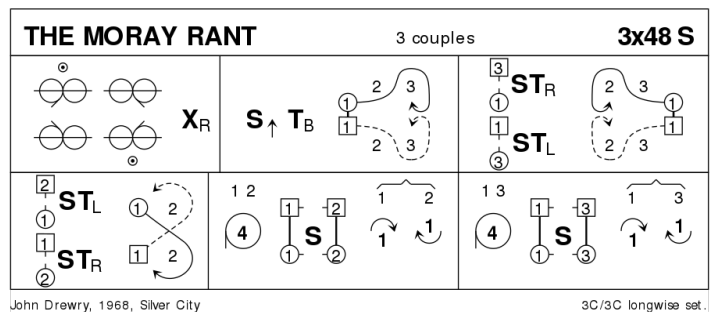


green Video: <https://youtu.be/hqnGFRLxGkk>

18 THE MORAY RANT S48 · 3/3L

John Drewry: Silver City Book of SCD · Crib: Eric's E-cribs · Diagram: Keith Rose's Diagrams

- 1- Inveran reels{6} (1c cross down from top, cross up from bottom) | 1c cross RH to (1x,2,3)
- 9- 1c set advancing | turn BH ; dance down between 2c, cast behind 3c, finish BtoB between 3c facing opp. side
- 17- 1M+3W & 1W+3M set & turn EH $\frac{3}{4}$ (1c start out between 2c and 3c) ; 1c dance up , cast up behind 2c, finish BtoB between 2c facing opp. side
- 25- 1M+2W & 1W+2M set & turn EH $\frac{3}{4}$ (1c start out between 2c and 3c) ; 1c $\frac{1}{2}$ Fig8 round 2c to (1,2,3)
- 33- 1c+2c Circle4 L ; 1c facing 2c NHJ set and 1c face up | 1c cast off **while**{2} 2c lead up (2,1,3)
- 41- 1c+3c repeat [33-40] to (2,3,1)

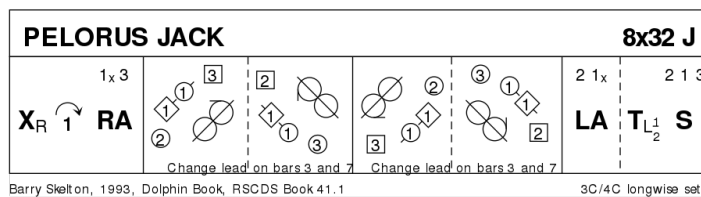


green Video: <https://youtu.be/P1ZPnb-aYp8?t=213>

19 PELORUS JACK J32 · 3/4L

Barry Skelton: RSCDS XLI 1 · Crib: Eric's E-cribs · Diagram: Keith Rose's Diagrams

- 1- 1c cross RH, cast (2c up) ; 1c+3c RHA, finish 1M facing 1cnr, 1W behind him
- 9- 1c in tandem +1cnrs ½ diagonal Reel3, Rsh to 3W (1M & 1W loop R singly for lead change, so 1W now leads P) ; ½ diagonal Reel3, Rsh to 2W (+ lead change)
- 17- Continue pattern twice
- 25- 2c+1c LHA ; 1c turn LH ½ | all set (2,1,3)

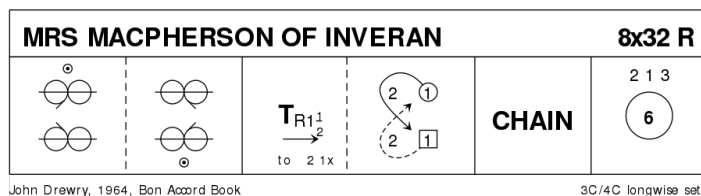


amber Video: <https://youtu.be/89Cr9qh-ObE>

20 MRS MACPHERSON OF INVERAN R32 · 3/4L

John Drewry: Bon Accord Book of Scottish Country Dances · Crib: Eric's E-cribs · Diagram: Keith Rose's Diagrams

- 1- 1c+2c+3c Inveran Reels3 (1c crossing top and bottom)
- 9- 1c turn RH 1½ into 2plx facing out (2c up) ; 1c cast up round 2c and cross down to (2,1,3)
- 17- G-Chain (2c cross)
- 25- circle6 and back



amber Video: <https://youtu.be/Muq5sjFYXJA> Video: https://youtu.be/MINOMdV_dvk?t=106